

Simple Weighing Indicator

SI 400 / SI 400S



Feature

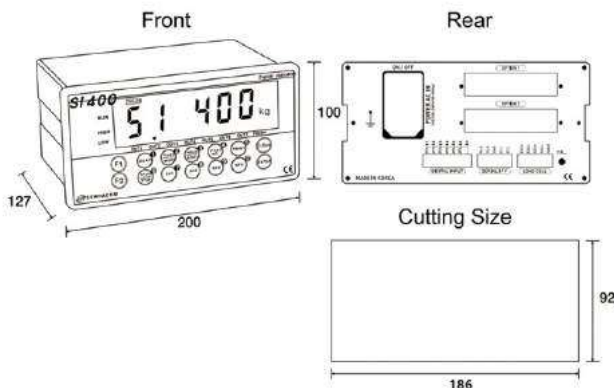
- Dual color display
- User custom setting : External input
- Hold Function : Sample, Average, Peak
- SD memory (Option card)
- MODBUS(RTU) protocol (Option card)



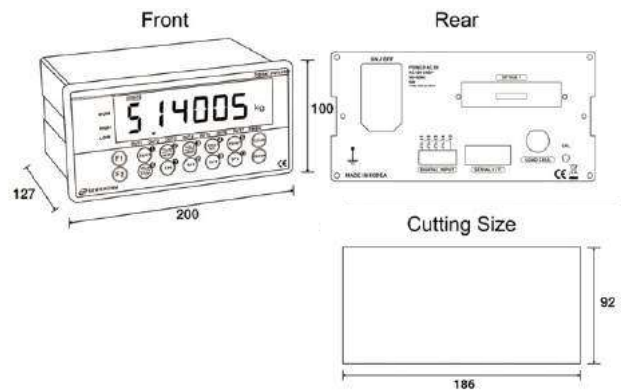
Feature

- Red FND
- User custom setting External input
- MODBUS(RTU) protocol (Option card)

Physical Dimension [Unit:mm]

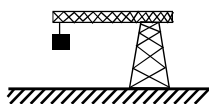


Physical Dimension [Unit:mm]



INDICATOR

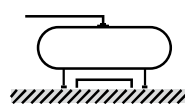
		SI 400/SI 400S		
ANALOG PART	Input Sensitivity	Min. 0.1 μ V / Digit		
	Load Cell Excitation	DC 5V		
	Non-Linearity	0.001% of Full Scale		
	Input Signal	Max 3.0 mV/V		
	A/D Sampling	Max 120 time/sec, Sigma-Delta		
	Resolution	Internal: 1/2,000,000 Display: 1/20,000		
DISPLAY PART	Main Display	7 Segment, 6 Digit Red FND, Letter size : 25.4mm		
	State Alarm	Green LED, 8EA		
	Under Zero	Minus(-) Display		
GENERAL PART	Power Supply	Free Voltage(AC 100V~240V, 50/60Hz)		
	Operating Condition	Temperature: -10°C ~ +40°C, Humidity: Under 85% RH		
	Size/Weight	200(W)x100(H)x126.5(D) / 1.23kg		
	Interface	RS232C, Current loop Standard built in, Modbus (Option)		
	External Input	6EA	4EA	
	Relay Output	None	None	
	Option	Analog Output 0-10V, 4-20mA / Serial Interface RS232C, RS422, RS485 BCD Input / BCD Output / Ethernet / SD memory card	Serial RS232C/RS422/RS485	



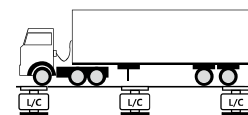
Crane Scale



Tester



Tank Scale



Truck Scale